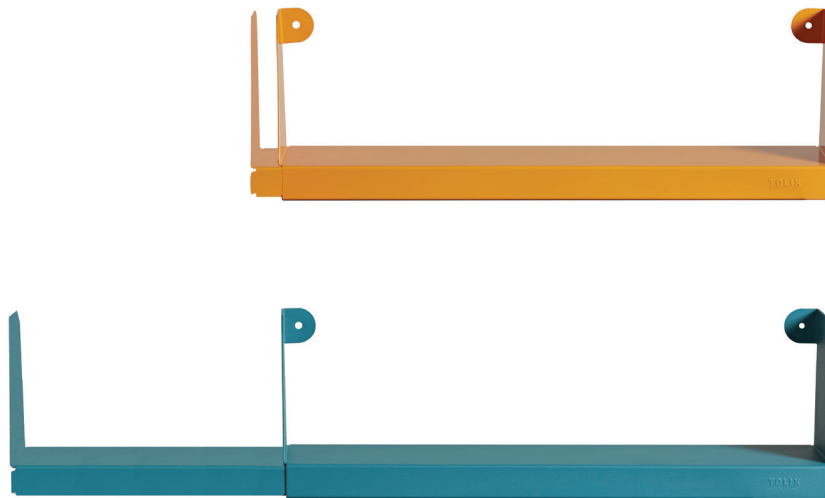


Étagère double coulissante *

Designed by Sebastian Bergne Ltd.

*Sliding Double Shelf



Designer Sebastian Bergne's sliding shelf is truly ingenious. Made using two aluminium trays that slide one into the other, the shelf can be widened by a gentle pull while still fixed to the wall. It opens from 61 to 110cm. Personalize your Double Shelf by mixing and matching from among the Mat and Mat Fine Texture finishes in the ESSENTIELS and TENDANCES color palettes for each tray.

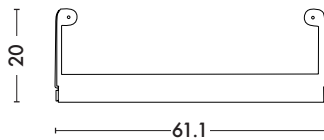
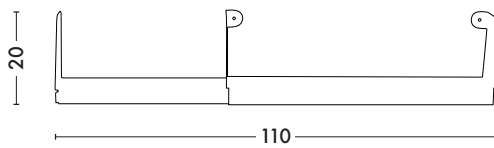
· Available in the color charts ESSENTIELS et TENDANCES

TOLIX®

Étagère double coulissante

Designed by Sebastian Bergne Ltd.

Product specifications



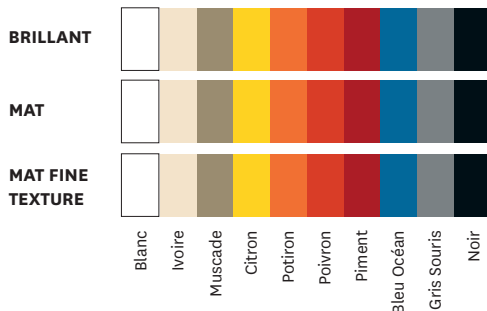
Designer	Sebastian Bergne Ltd.
Use	TOLIX® maison
Material	Aluminum
Finishes / Colors	Available in the colors and finishes of the color charts ESSENTIELS and TENDANCES
Weight	2.1 kg



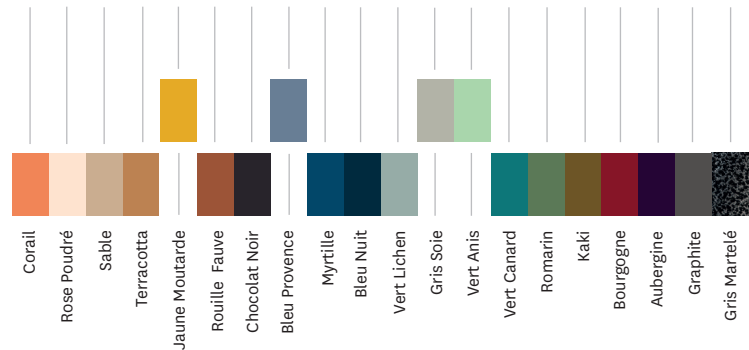
Dimensions

LENGTH	61.1/110 cm
DEPTH	15 cm
HEIGHT	20 cm

Tolix® Essentiels



Tolix® Tendances



TOLIX®