

Étagères Pop H500 *

Designed by Normal Studio



*H500 Pop Shelves

Normal Studio developed the Pop Shelves for TOLIX®. In steel, the different parts are assembled using little rivets that pop into place, creating either a block colored or dual-colored whole. Pop Shelves are available in 45cm and 90cm lengths, and in 56cm or 92cm heights. Choose from any of the colors and finishes in the ESSENTIELS and TENDANCES color charts.

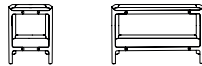

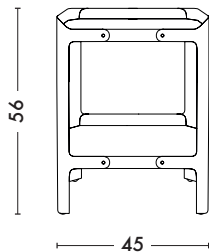
• Available in the color charts ESSENTIELS and TENDANCES

TOLIX®

Étagères Pop H500

Designed by Normal Studio

Product specifications



Dimensions	H500S	H500L
HEIGHT	56 cm	56 cm
LENGTH	45 cm	90 cm
DEPTH	31 cm	31 cm

Designer	Normal Studio
Use	TOLIX® maison
Material	Steel
Finishes / Colors	Available in the colors and finishes of the color charts ESSENTIELS and TENDANCES
Weight	6.0 kg (H500S), 10.0 kg (H500L)



Tolix® Essentiels

	Blanc	Ivoire	Muscade	Citron	Potiron	Poivron	Piment	Bleu Océan	Gris Souris	Noir
BRILLANT										
MAT										
MAT FINE TEXTURE										

Tolix® Tendances

Corail	Rose Poudré	Sable	Terracotta	Jaune Moutarde	Rouille Fauve	Chocolat Noir	Bleu Provence	Myrtille	Bleu Nuit	Vert Lichen	Gris Soie	Vert Anis	Vert Canard	Romarin	Kaki	Bourgogne	Aubergine	Graphite	Gris Martelé

TOLIX®